

The QDE Courier

September 2015

Welcome

to our new students....

Vita Arens

Marcelle Davis-Cook

Leon Davis-Cook

Charlie Ward

Parri Barrel

Malia Barrel

Noah Higgins-Bell

Cooper Jones

Alicia Watts

Connor Dixon-Lyle



Leon and Marci Davis-Cook – Skiers of note whom we welcome to DE this term

What has happened to term 3?

I hope you've found the term rewarding and I'm sure you are all looking forward to a well-earned break. Please rest up so you can come back ready for the final term for 2015. From all accounts, the August Gathering was enjoyed by all including the children from QPS. Thank you for braving the very cold days. A major outcome of the gathering was our major move to personalising learning with each student planning their very own projects and setting up for inquiry in an area of interest to each. We have seen some amazing learning, the results of which are on our website. It is so often a very rewarding journey to see the calibre of student thinking and inquiry through deeper thinking and understanding and by then communicating those ideas and information to others. There are a number of students gaining certificates for their application and success in Spellodrome. Congratulations to Geneveive Temple, Laura Temple and Joel Clunn for those successes. Nicholas Hedger has been a star performer on Skoolbo with over 1000 answers and Brooke Bryan has achieved lofty heights in the NSW Spelling Bee just recently. Congrats goes to both from all of us. For now, enjoy the break and come back refreshed next term.

Happy hols to all of you from all of us at QDE



QDE student, Joel Clunn, in Japan attending the Japanese Sport day. Joel is in Year 6

The new Queanbeyan DE centre A vision for the (not too distant) future



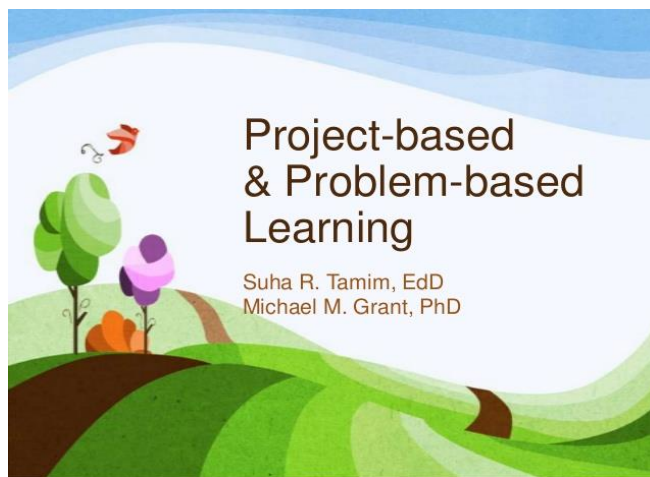
An impression only. School design is yet to be determined

As you may be aware the new campus will be constructed on the present site of the Queanbeyan High School – exactly where on the grounds is still to be determined. We have progressed through a number of meetings and have formulated a vision for the future in establishing a pre-school to Year 12 campus; particularly in regards to building design and new ways of learning where flexibility of teaching and learning spaces are keys. It is envisaged that Queanbeyan High and Distance Education will share some facilities so that optimum use is made of state-of-the-art spaces. The reference group visited some innovative sites in Sydney to help to think creatively about the use of space and collaborative work areas with a view to providing a welcoming and inspiring work environment that takes into account the needs of all students, families and staff. Technology needs are presently being considered. Carolyn McDonald, a most experienced supervisor of children in DE primary and secondary and member of the ICPA, is representing parents at this point. You may remember that it was Carolyn's concerted and persistent efforts that were the catalyst for change to bring about a united distance education provision in our area. We will keep you up to date as progress is made.

Term Dates

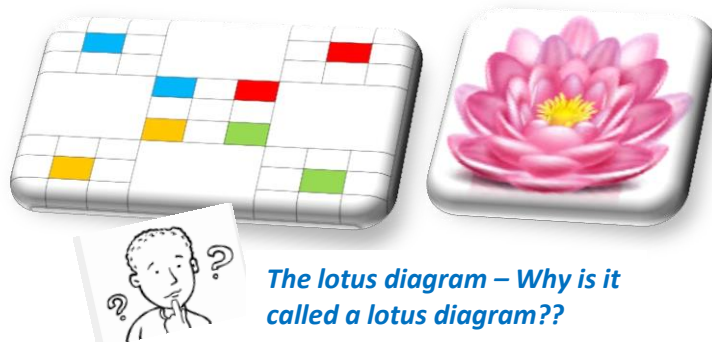
*Students last day for Term 3 is
Friday, 18 September 2015*

*Students first day for Term 4 is
Tuesday, 6 October 2015*



What's that?

It's a great way to learn what you want to learn and students who attended the August Gathering participated in a session to design their own learning. Ours was project-based learning which puts the learner squarely in the picture. We will soon move to problem-based learning so watch this space! Students chose topics that they were interested in and then posed questions to research using a lotus diagram planning tool. Topics ranged from black holes to kangaroos to robot technology. Students then spent a week researching and presenting their knowledge in multi-modal ways including documentaries, news bulletins, PowerPoint Presentations and radio interviews. The QDE teachers have been very impressed with the quality of the projects and the depth of knowledge the students achieved.




The lotus diagram – Why is it called a lotus diagram??



**We all got stuck in. Visit the projects at
www.queanbeyn-d.schools.nsw.edu.au**

Our August Gathering

On Wednesday the 5th we all climbed aboard the bus to go see some of Canberra's most interesting attractions. The first stop was the National Gallery of Australia, where we were met by our fantastic tour guides. We explored the Aboriginal and Torres Strait Islander Exhibition and learned about the unique techniques and viewpoints that the artist's expressed through their artworks. After a brief miander through SkyScape and the Sculpture garden it was time to move onto our next destination.



We took our bus on a very short drive to the Aboriginal Tent Embassy. Here we met with Roxley who is the keeper of the Sacred Flame. This fire has been burning in front of Old Parliament House, non-stop, for fourteen years! Not only that, it was brought in a wheelbarrow from a fire in South Australia, which has been burning for thousands of years! We learned about some of the history and purpose of the Tent Embassy, as well as their tireless campaign for Indigenous rights.



Visiting the Tent Embassy



Roxley the Keeper of the Flame

We capped off our day out with a walk along Reconciliation Point and look in the spectacular National Museum of Australia. We packed a lot into our excursion day and saw some amazing new things.



Meeting



Child



Woman



Bushbannana



Man



Campfire



Emu



Tjanpi Desert Weavers

Tjanpi Weavers is a not for profit Aboriginal social enterprise established in 1995 by the Ngaanyatjarra Pitjantjatjara Yankunytjatara Women's Council to provide an income source for women living in remote communities. More than 400 Aboriginal women artists from 28 communities covering 350,000 square kilometres of the west and central deserts of Australia work with Tjanpi to create beautiful, intricate and whimsical fibre art. Curing the Gathering Mrs Whitehead and six of her students, from Queanbeyan Public School, who had already had instruction in



Tjanpi weaving, buddied with us so we could learn the techniques used by the Tjanpi weavers. Our students enjoyed working with their buddies and used hay and wool to make spears, goannas, dolls and bracelets. Some of our students were so keen they took home some of the materials so they could have another go at home and make some more woven toys. All students and Mrs Whitehead enjoyed the morning together.



August Gathering happy snaps



In the Sculpture garden



Pretty good weaving



Smiling faces!



Arlo the cameraman




Art of the NGA




Exploring SkyScape



We enjoy each other's company wherever we are





You can choose your own library books. Go directly to our DE library from home through your own student portal. All you need is your username and password.



We are looking for good apps for learning anything and having fun while you are doing it. What apps do you love to use? Let us know and we can tell everyone else. For now, here are a few.



Reading Eggs




Starfall





Book Creator



Inside Out Brain



Einstein's Challenge



Avoid disappointment and complete your digital Yearbook page.

All students have their Yearbook digital page to complete and so it has been set for you as your writing and composing task in week 1 of next term. Of course you are able to start the page earlier if they like. The format of the page remains the same for all. You have spaces on the page to insert information and digital images. You have a whole page to tell your story and include any details you wish. Please remember to resize digital images so they are not massive. This can be done by right clicking on the image and opening it in Microsoft Office and then using the editing tools to resize.

There are a number of ways you can access the digital page and save it to your computer or tablet. Go to www.queanbeyr-d.schools.nsw.edu.au/news/yearbook-2015 and scroll to the bottom to download the pages to your desktop ready to work on. The instructions are there too so read those. OR Find it as an attachment in an email sent to you.

It is to be completed electronically. You have a whole page to tell your story and include any details you wish. Please remember to resize digital images so they are not massive. This can be done by right clicking on the image and opening it in Microsoft Office and then using the editing tools to resize. At the end of week 1, please return the digitally completed page to your teacher via email.

Be sure you feature by returning your page on time by 9 OCTOBER



Am I a 'bigger picture' thinker?

Asking Thinking Questions

Can I think about my learning..

to build new ideas

Creating

What might be a solution to ...? Can you make a proposal that would....? What theory can you come up with for...? What might happen if...? How many ways can you...? How could you create/improve/develop....?

To express and back up my opinion

Evaluating

What would happen if...? What is your opinion of...? What shows you that... happened? How could... be improved? Using what you know how would you explain...? What evidence would support your view? Do you agree with the outcome...?"

By breaking it down to understand it better

Analysing

What is similar to/or different from...? Is the information based on fact or opinion? What is the underlying theme/meaning? Who do you think...? What conclusions can you draw? Can you explain what would have happened when....?

in a new way

Applying

How / why is ... an example of ...? What would happen if...? What can you use to show or explain ...? How isan example of ...? Can you group/sort by features such as ...? Which factors would you change if ...? How would you solve...?"

to explain ideas

Understanding

How would you compare/contrast? How would you summarise? Who do you think ...? What example could you give of.....? How would you say ... tell in your own words? How would you explain ...? What might have happened next ...?

to remember facts

Remembering

What is ...? Where is....? How many...? How would you explain ... describe... show...? What happened after.....? Can you identify/ select/ picture...? Who spoke to...? Who or what were ...? How didhappen? Can you outline....?

Attendance at school in DE

Your child, while on distance education, is enrolled as a student at a NSW Department of Education and Communities school. Each set of work represents the work your student is to complete for their learning for the length of time indicated on the pack. This is usually two weeks, or in some instances, one week.

The regular return of work demonstrates students have been in attendance at school.

Students in distance education are allowed to be absent from school for legitimate reasons! Should the work not be able to be completed for any reason, you need to inform your child's teacher. Your child may be sick or on leave for a special reason (to attend an appointment requiring travel or for urgent family business for example). Alternatively, you, the supervisor, may be ill and not able to fulfil your role. In either instance, where work is unable to be completed, call or email or write a note so the teacher can record the absence or help you with re-organising.

Contacting teachers



The Centre's staff can be contacted between 8:30am to 3pm Monday to Friday. Outside of these hours teachers can be contacted using either the phone to

answer machine or by their education emails.

Please note, the answering machine is also on during administration staff recess periods (11am to 11.20am) and lunch periods (1.15pm to 2pm). Vickie and Isabel check the answering machine each morning, after recess and after lunch so you can be assured your message is forwarded to teachers. The Centre's email address: queanbey-d.school@det.nsw.edu.au can be found on the Centre's website <http://www.queanbey-d.schools.nsw.edu.au/>.

Emails are checked every morning and then periodically throughout the day. If you experience any problems, with any of these systems, please let us know and we can fix the issue!

Work returns and feedback

Supervisors are reminded that work is to be returned every fortnight. Please do not bank up sets and then post them all back in one go. Some families are keeping up to 8 weeks of returns before posting. This is not going to benefit anyone. Fortnightly returns ensure the best possible opportunities for meaningful feedback to students. Where feedback is delayed by the holding off on posting work, the value of teacher comment is lost for both student and supervisor. The gap between completing the work and having it marked and commented upon is just too wide to be meaningful. Where multiple sets are returned, the most recently returned set will be marked with timely feedback given to supervisor and student. Earlier sets will be recorded as returned only. Please contact your teacher if you need to change the fortnightly return routine. Thanks all. Eloise.

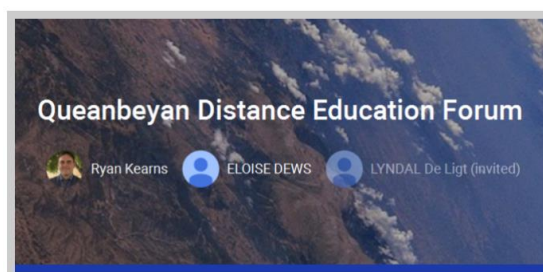
A Wombastic time of it



Some of us just have the best time with wombats

During the Gathering, students got to spend time with two very gorgeous baby wombats or joeys. These little guys are orphans and are currently being cared for by a teacher called Mrs Dobner. DE students were able to watch them being fed, hear all about their antics and ask questions about how they are cared for. Everyone agreed it was a very special treat indeed.

Check out the QDE Forum. Have your say and join the conversations at <http://www.queanbey-d.schools.nsw.edu.au/gde-forum>



!! Fees Reminder!!

Queanbeyan Distance Education Centre is a public education facility and is part of the NSW Department of Education and Communities. We try to keep costs and charges to families as low as possible. Payment of fees, as explained in the enrolment package, is a condition of enrolment and of continuing enrolment. Fees can be paid either by cheque, money order, cash or direct deposit. We do not have EFTPOS facilities. Receipts for payments received are provided.

Further information about fees can be obtained by contacting our office on (02) 6299 2966. Special circumstances are considered with regard to the payment of fees. Please discuss this with the centre manager at the time of your student's interview.

The way it is for  DE students



Marci & Leon Davis-Cook competing on the slopes



Congratulations to Nicholas Hedger who has scored a most amazing 1000 answers in a very short time



 A new app 4U

We are soon to begin a new service which will keep you informed and in touch with QDE. It will be quick and convenient and accessible on any device including your smart phone. Our app will be our logo above. You will receive the QDE Courier and other snippets of information without having to go to your emails. News will come to you directly through the School ENews. The app will be easy to download directly from the School ENews website. Once we are up and running and ready to go, we'll let you know. This will be early in term 4.



until Tuesday 6 October. Happy hols 2U.